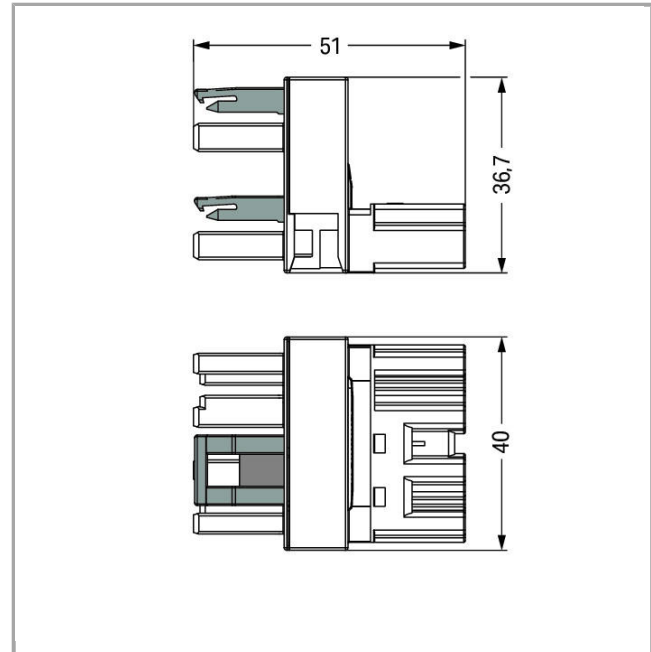



## Data sheet | Item number: 770-1681

h-distribution connector; 4-pole; Cod. B; 1 input; 2 outputs; outputs on one side; 2 locking levers



770-1681



### Item description

- Protected against mismatching and maintenance-free
- Push-in CAGE CLAMP® spring pressure connection technology allows solid conductors to be simply pushed into a unit
- Two-wire connection per pole for loops or bridges
- Additional variable coding is possible
- Components can be clearly printed on and color-coded to meet custom requirements

### Note:

All connectors for mounted installations (snap-in versions for lighting fixtures or devices, all types of PCB and distribution connectors) are factory-equipped with locking levers to ensure plugs and sockets are securely locked. Additional locking levers are only required for flying leads (plug /socket).

### Safety information 1:

Application note for the U.S. market (USR): Some versions may also be used for current interruption in accordance with the UL certificate in select applications with currents below 16 A and voltages up to 600 V. For further information, please contact your local sales office.



## Data

### Electrical data

Note on Contact Resistance

approx. 1mΩ contact resistance

approx. 0.25mΩ contact transition plug/socket

### Ratings per IEC/EN 60664-1

Rated voltage (III / 3)	400 V
Rated impulse voltage (III / 3)	6 kV
Rated current	25 A

### Approvals per UL 1977

Rated voltage per UL 1977 (factory wiring only)	600 V
Rated current per UL 1977 (factory wiring only)	23 A

### Connection data

No. of poles	4
Total number of potentials	4

### Geometrical Data

Pin spacing	10 mm / 0.394 inch
Width	40 mm / 1.575 inch
Height	36.7 mm / 1.445 inch
Depth	51 mm / 2.008 inch

### Mechanical data

Coding	B
Mating force of a plug-in connection	approx. 20 ... 70 N (depending on pole number)
Retention force of a plug-in connection	When locked: > 80 N
Unmating force of a plug-in connection	when unlocked: approx. 20 ... 70 N (depending on pole number)
Number of mating cycles	

200, without resistive load

100, with resistive load  $I_N = 25A$ , tested (4 mm<sup>2</sup>/AWG 12)

Type of distribution connector	h-distribution connector, unidirectional
Marking	1 2 3 4
Protection class	IP20
Note on protection class	Only in mated condition (These compact connectors are not designed for use in open, easily accessible areas.)
Potential marking	1 2 3 4

### Plug connection

Contact type (pluggable connector)	Socket/plug
Mismating protection	Yes
Locking of plug-in connection	locking lever
Locking lever	yes

### Material Data

Insulating material	Polyamide 66 (PA 66)
Flammability class per UL94	V0
Contact material	Copper or copper alloy, surface-treated
Fire load	0.546 MJ
Weight	31.955 g

### Environmental Requirements


Surrounding air (operating) temperature	-35 ... 85 °C
Processing temperature	-5 ... +40 °C
Continuous operating temperature	-35 ... +85 °C
Note on Continuous Service Temperature	Insulating parts for temperatures $\leq$ 105 °C

### Commercial data

Product Group	20 (WINSTA)
Country of origin	DE
GTIN	4050821687740
Customs Tariff No.	85366990990

### Approvals / Certificates

#### UL-Approvals

Logo	Approval	Additional Approval Text	Certificate name
	cURus Underwriters Laboratories Inc.	UL 1977	E45171 Sec. 9

## Compatible products

## protection

	Item no.: 770-201 Lockout cap; 12-pole, separable; 12-pole; for sockets	770-201
	Item no.: 770-221 Lockout cap; for socket; 12-pole; separable	770-221
	Item no.: 770-360 Lockout cap; for plugs; 5-pole; separable	770-360

## assembling

	Item no.: 770-624 Mounting plate; 4-pole; for distribution connectors; Plastic	770-624
	Item no.: 770-674 Mounting plate; 4-pole; for distribution connectors; Plastic	770-674

## Downloads

## Documentation

## Bid Text

770-1681	doc 24.1 kB	Download
----------	----------------	----------

## CAD/CAE - Smart Data

## CAD data

3D Download 770-1681	URL	Download
----------------------	-----	----------

Subject to changes.